



Office 365

- MENDELU
- Odbor informačních
- technologií
-

Connect to VPN MENDELU

*Tutorial for Android (Guide ready for Android 13
devices)*



virtual intranet access



About these results ⓘ



HPE Virtual Intranet Access
Aruba, a Hewlett Packard Enterprise ...

Install

1. Open the play store or another app download client.

2. Install the Virtual Intranet Access app.



HPE Virtual Intranet Access client provides secure remote network

Sponsored · Related to your search





virtual intranet access



About these results ⓘ



HPE Virtual Intranet Access

✔ Installed

Open

After successful installation, run the application.

Revolut - Mobile Finance

✔ Installed

foodora: Food Delivery

✔ Installed

Bolt: Request a Ride

✔ Installed

You might also like





Click to download the
VPN profile.



Click to download
VPN profile

Login



Download VPN Profiles

Sign in to download your VPN profiles

1. Enter URL via.mendelu.cz

via.mendelu.cz

DOWNLOAD

CANCEL

2. Continue to download.

Server certificate error



The identity of this server has not been verified. Server's certificate does not match the name.
Would you like to connect to the server anyway?

Continue

Cancel

1. Click **Continue**.



Create VPN Connection

Enter user credentials

Fill in your login details
(same as for UIS).

xlogin

.....

PROCEED

CANCEL

To add a new VPN
profile, click *proceed*.



Click on the logo button to connect to the university VPN.



TRUSTED
NETWORK



Now you are connected.

A large circular overlay with a green border and a white-to-gray gradient center. At the top center is a logo consisting of a small green dot followed by a bold black letter 'M'. Below the logo, the text 'VPN CONNECTED' is displayed in bold black uppercase letters. Underneath that, 'CLICK TO DISCONNECT' is written in a smaller, gray uppercase font.

via.mendelu.cz

5s


TRUSTED
NETWORK


FULL
TUNNEL


IPSEC
SECURITY

VPN troubleshooting

Launch the app and make sure you're not connected to a VPN.



TRUSTED
NETWORK



Click on Settings.

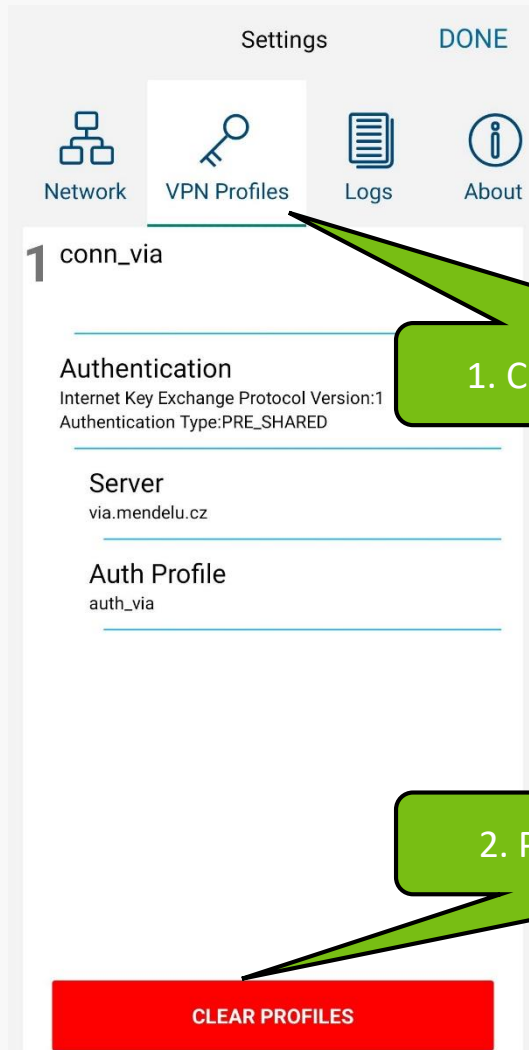


VPN DISCONNECTED

CLICK TO CONNECT



TRUSTED
NETWORK



1. Click the VPN profile menu.

2. Press to clear the profiles.

CLEAR PROFILES

Virtual Intranet Access



Download the profile again.



Click to download
VPN profile

Login



Download VPN Profiles

Sign in to download your VPN profiles

1. Enter URL via.mendelu.cz

via.mendelu.cz

DOWNLOAD

CANCEL

2. Continue to download.



Create VPN Connection

Enter user credentials

Fill in your login details
(same as for UIS).

xlogin

.....

PROCEED

CANCEL

To add a new VPN
profile, click *proceed*.



Try connecting to the VPN again.



TRUSTED NETWORK



If the connection fails again, go to the settings.

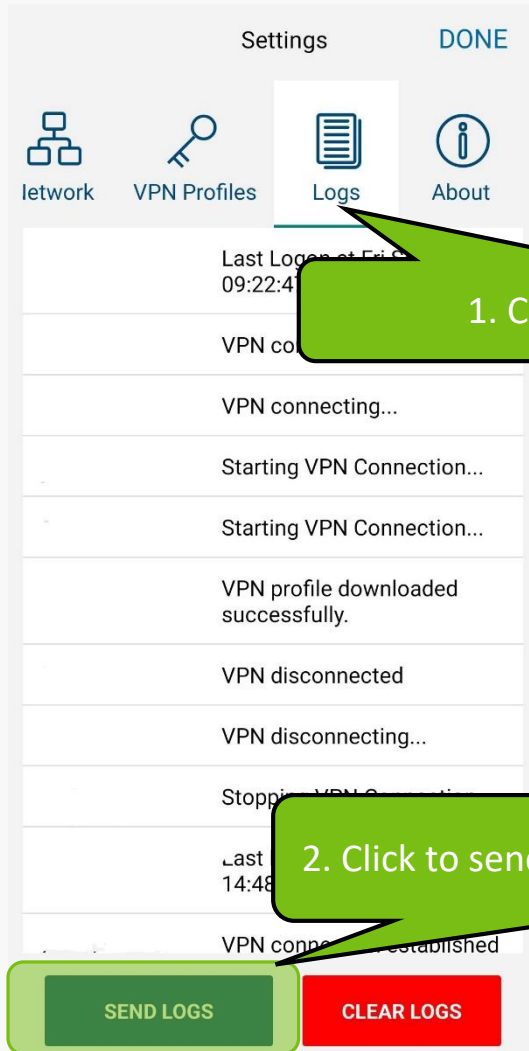


VPN DISCONNECTED

CLICK TO CONNECT



TRUSTED
NETWORK



Settings

DONE



Network



VPN Profiles



Logs



About

Last Logon at Eric S
09:22:4

VPN co

VPN connecting...

Starting VPN Connection...

Starting VPN Connection...

VPN profile downloaded
successfully.

VPN disconnected

VPN disconnecting...

Stopping VPN Connection...

Last
14:48

VPN connection established

1. Click the Log menu.

2. Click to send logs to technical support.

SEND LOGS

CLEAR LOGS


ZIP

ArubaVIA-2023.09.29.logs.zip



Sdílet prostřednictvím „Sdílení v okolí“

You will be asked to choose an email application, we recommend Outlook or an Office 365 solution.




Teams



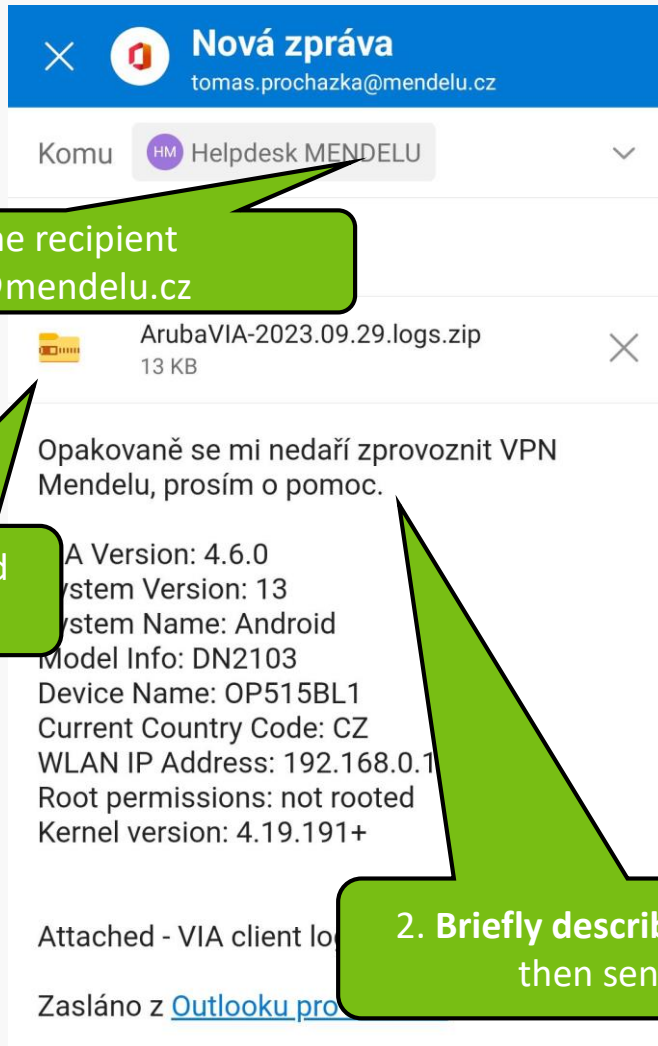
Firefox



DuckDuckGo



Outlook



1. Fill in the recipient
helpdesk@mendelu.cz

Logs are uploaded
automatically.

Opakovaně se mi nedaří zprovoznit VPN
Mendelu, prosím o pomoc.

VIA Version: 4.6.0
System Version: 13
System Name: Android
Model Info: DN2103
Device Name: OP515BL1
Current Country Code: CZ
WLAN IP Address: 192.168.0.1
Root permissions: not rooted
Kernel version: 4.19.191+

Attached - VIA client lo

Zasláno z [Outlooku pro](#)

2. Briefly describe the problem and
then send the email.

Instructions prepared by

Department of Information Technology

OIT MENDELU